

Light derails electrons through graphene

Researchers from ICFO in Barcelona, Columbia University, NTU in Singapore and NIMS in Japan, report in *Science* on experimentally achieving for the first time the bending of electrons in bilayer graphene with the use of light.

The way electrons flow in materials determine its electronic properties. For example, when a voltage is sustained across a conducting material, electrons start flowing, generating an electrical current. These electrons are often thought to flow in straight paths, moving along the electric field, much like a ball rolling down a hill. Yet these are not the only trajectories electrons can take: when a magnetic field is applied, the electrons no longer travel in straight paths along the electric field, but in fact, they bend. The bent electronic flows lead to transverse signals called “Hall” responses.

Now, is it possible to bend electrons without applying a magnetic field? In a study recently published in ***Science***, an international team of researchers report that circular polarized light can induce bent electronic flows in bilayer graphene. The study has been carried out by a team including ICFO scientists **Jianbo Yin** (currently researcher from the Beijing Graphene Institute, China), **David Barcons**, **Iacopo Torre**, led by ICREA Prof. at ICFO **Frank Koppens**, in collaboration with **Cheng Tan** and **James Hone** from Columbia University, **Kenji Watanabe** and **Takashi Taniguchi** from NIMS Japan and Prof. **Justin Song** from Nanyang Technological University (NTU) in Singapore.

Jianbo Yin, first author of the study, remembers how it all started. “*This collaborative study began in 2016 with a conversation between Justin Song and Frank Koppens at a scientific conference.*” As Justin Song explains, “*Electrons are not just particles, but can have a quantum wave-like nature*”. In quantum materials, such as bilayer graphene, the wave pattern of electrons can exhibit a complex winding often referred to as **quantum geometry**. “*Frank and I talked about the possibility of harnessing quantum geometry in bilayer graphene to bend the flow of electrons with light instead of using magnetic fields*”.

With this in mind, Jianbo Yin, a researcher in Frank Koppens’ team, decided to take on the challenge of experimentally realizing this unusual phenomenon. “*Our device was very complicated to build. It took building many devices and flying to Columbia University to work with Cheng Tan and James Hone to improve the device quality*”.

Quantum geometry and Valley selectivity

In bilayer graphene, there are two pockets of electron valleys (K and K’): when a perpendicular electric field is applied, the quantum geometrical properties of electrons in these two valleys can cause them to bend in opposite directions. As a result, their Hall effects are cancelled out.

PRESS RELEASE

In their study, the team of scientists found that by applying circular polarized infrared light onto the bilayer graphene device, they were able to selectively excite one specific valley population of electrons in the material, which generated a photovoltage perpendicular to the usual electron flow. As Koppens highlights, *“we now engineered the device and setup in such a way that current only flows with light illumination. With this, we were able to avoid the background noise that hampers measurements and achieve a sensitivity in the detection several orders of magnitude better than any other 2D material.”* This development is significant because conventional photodetectors often require large voltage biases that can lead to “dark currents” that flow even when there is no light.

Yin remarks that *“we can control the bending of the electrons with the out-of-plane electric field we apply. We can change the bending angle of these electrons, which can be quantified by the Hall conductivity. By controlling the voltage ‘knob’, the Berry curvature [one characteristic of quantum geometry], can be tuned, which can lead to a giant Hall conductivity.”*


The results of the study open a new realm of many detection and imaging applications, as Koppens finally concludes. *“Such discovery could have major implications in applications for infrared and terahertz sensing since bilayer graphene can be transformed from semimetal to semiconductor with a very small bandgap, so it can detect photons of very small energies. It may be also useful, for example, for imaging in space, medical imaging, e.g. for tissue skin cancer, or even for security applications such as the quality inspection of materials”.*

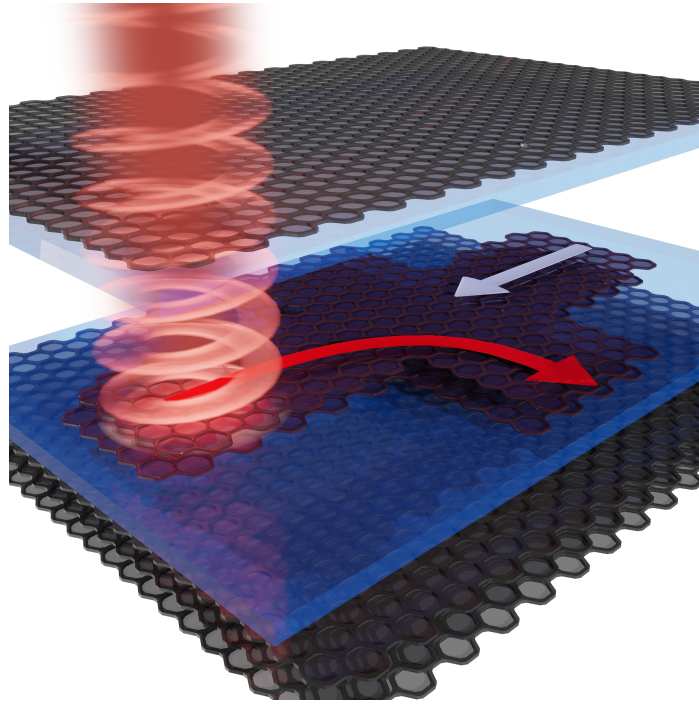
The possibilities are manifold and the next steps of research focused on new 2D materials, such as the moiré material twisted bilayer graphene, may find new ways of controlling electron flows and unconventional opto-electronic properties.

###


Reference: **Tunable and giant valley selective Hall effect in gapped bilayer graphene**, Jianbo Yin, Cheng Tan, David Barcons-Ruiz, Iacopo Torre, Kenji Watanabe, Takashi Taniguchi, Justin C. W. Song, James Hone, Frank H. L. Koppens, 2022, SCIENCE, Doi: 10.1126/science.abl4266

VIDEO ABSTRACT: <https://youtu.be/RuAs6WLyrBk>



**IMAGES**



Caption: Artistic impression for the valley-selective Hall effect. Image credit: ICFO/ Matteo Ceccanti



Caption: close-up of one of the devices used for the experiment carried out by Jianbo Yin and colleagues. Image credit: ICFO



Caption: Jianbo Yin working wiring the device in his new research lab at Beijing Graphene Institute in China, where he is continuing his research in the field.

CONTACT INFORMATION

Frank Koppens
Quantum Nano-Optoelectronics
E. frank.koppens@icfo.eu

Alina Hirschmann
Corporate Communications at ICFO
E. alina.hirschmann@icfo.eu
T. +34 93 554 2246 | +34 691 513 974